



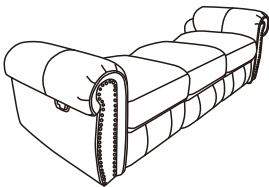
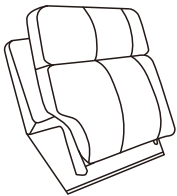

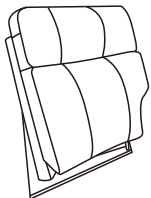
Assembly Instruction

ITEM NO.: 9488BR/GY-3

DOUBLE RECLINING SOFA

NOTE: Do not use power tools for assembly. Power tools increase the risk of over tightening which leads to splitting or cracking the wood.

COMPONENT LIST (SOFA)

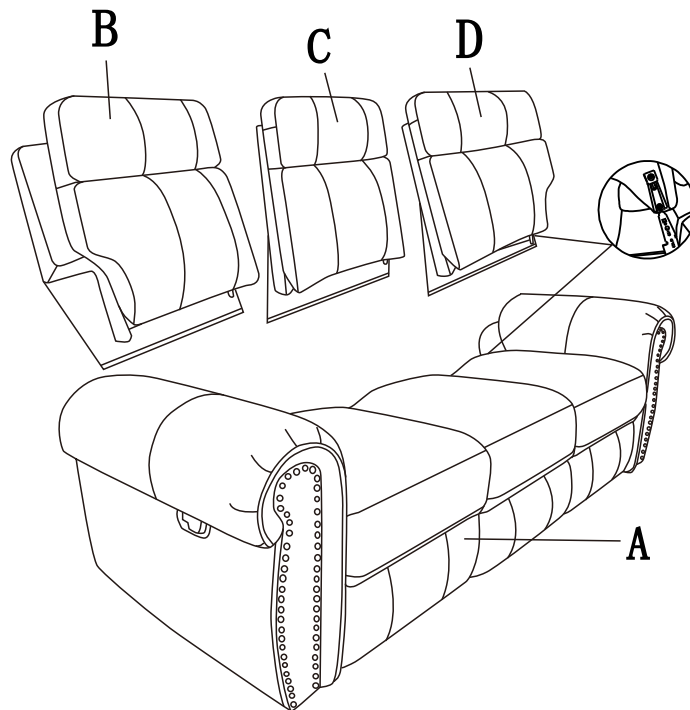
NO.	DRAWING	QTY	DESCRIPTION
A		1	SEAT
B		1	LSF BACK REST
C		1	MIDDLE BACK REST
D		1	RSF BACK REST

STEP# 1

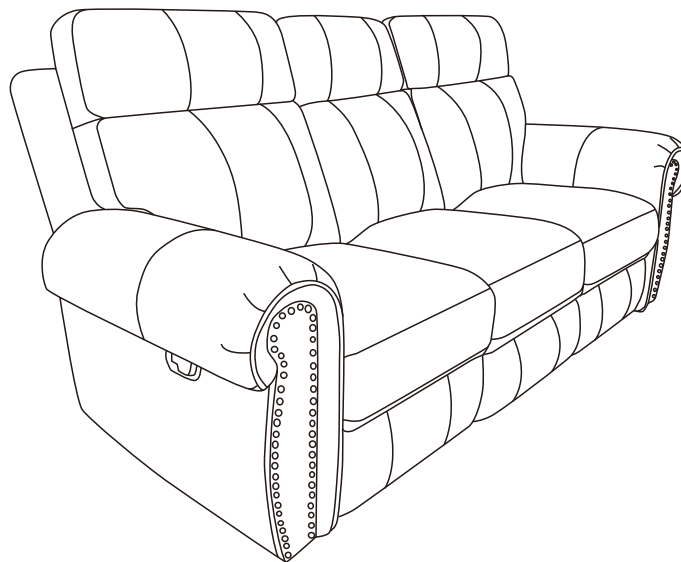
Attach LSF Back Rest(B) and RSF Back Rest(D) to the Seat (A).

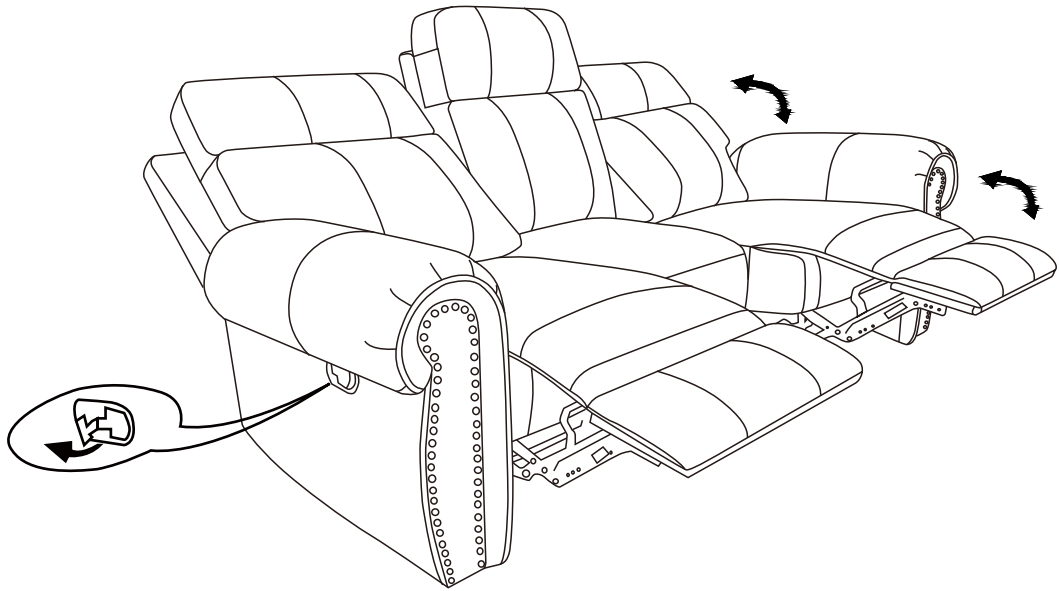
STEP# 2

Attach Middle Back Rest (C) to the seat(A) .



STEP#3 Completed





Care Instruction for Polished Microfiber Furniture.

In order to maintain the original appearance of your Polished Microfiber furniture, please follow below simple care procedures:

- Avoid exposing furniture directly to sunlight or heating and air conditioning outlets. Sunlight and/or exposure to heating and air conditioning outlets will fade/damage polished microfiber.
- Do not place your upholstered furniture too close to windows, radiators, or vents and be sure to use window, radiators, or vents.
- Vacuum or wipe with a soft brush to remove dust.



- For items used on wooden floor, hard surfaces or carpets, it is recommended to install protective pads.
- under all legs supports to avoid/prevent from damages/scratches discoloration.