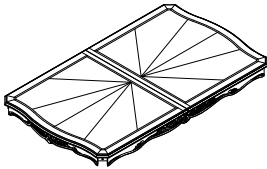


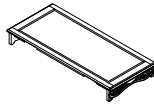
Item#1704-108: DINING TABLE

(A) Table top



1pc

(B) Leaf



2pcs

(C) Legs



4pcs

(D) Bolt
(Ø5/16" x 2-1/2")



8pcs

(E) Flat washer
(Ø5/16" x Ø23mm)




8pcs

(F) Spring washer
(Ø5/16")



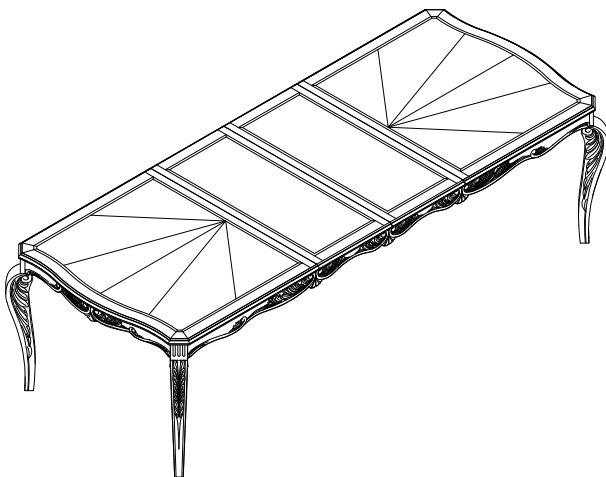
8pcs

(G) Ø5/16"
Wrench (12mm)



1pc

Note: Hardware pack is in 1704-108

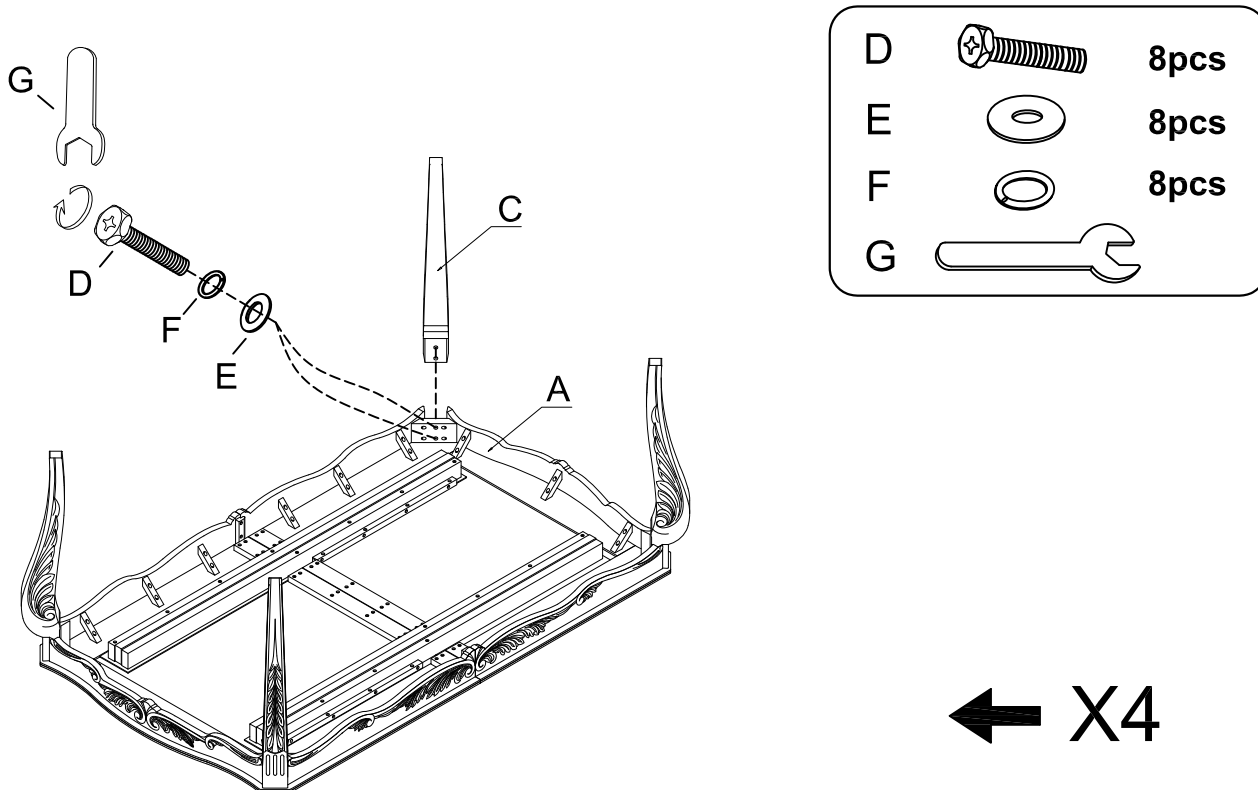


This page lists all the contents included in the box. Please take time to identify the hardware as well as the individual components to this product. As you unpack and prepare for assembly, place the contents on a carpeted or padded area to protect them from damage.

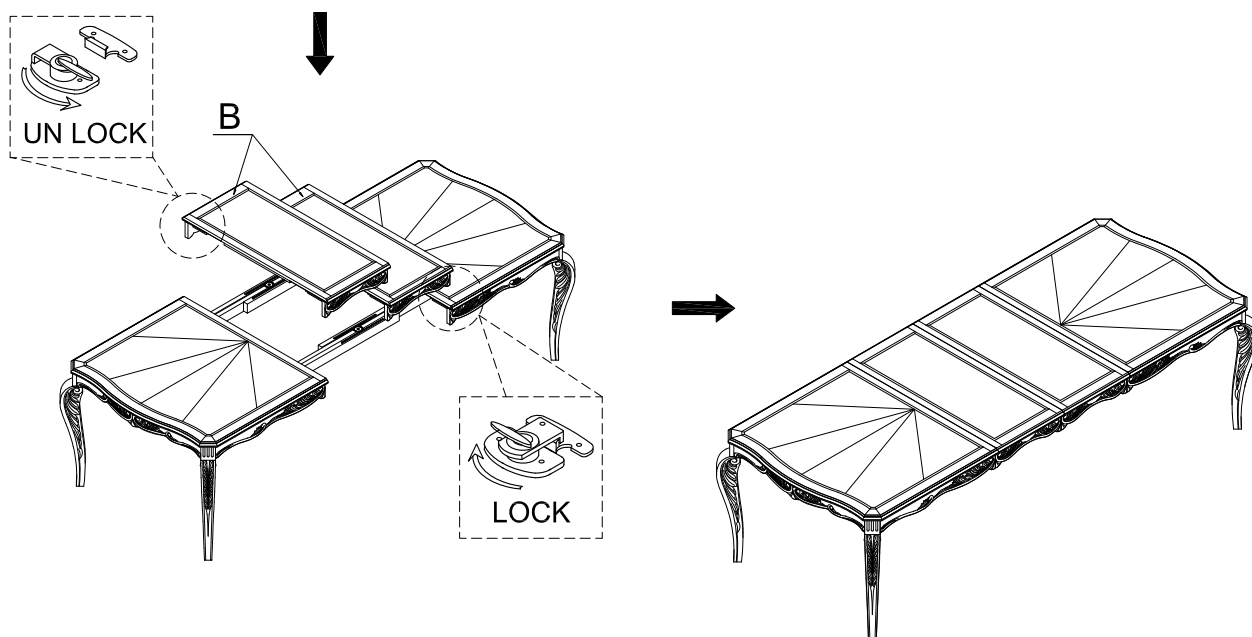
! For items use on wooden floor, hard surfaces or carpets, it is recommended to install protective pads under all legs and supports to avoid/prevent from damages/scratches and discoloration.

1

Attach the table top (A) to the legs (C) with 8pcs bolt (D), 8pcs flat washer (E), 8pcs spring washer (F), then tighten using wrench (G).



2



Cleaning & Care

Treat surface with care. Clean surfaces with a dry or damp soft cloth. Do not use abrasive cleaners. Hardware may loosen over time. Periodically check that all connections are tight.

Made in Vietnam