




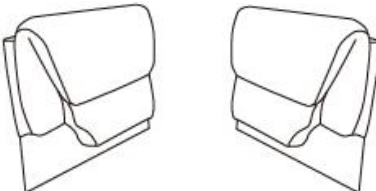

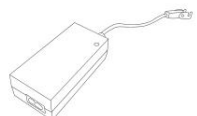

Assembly Instruction

POWER DOUBLE RECLINING SOFA

ITEM NO.: 9903DB-3PW/9903GY-3PW

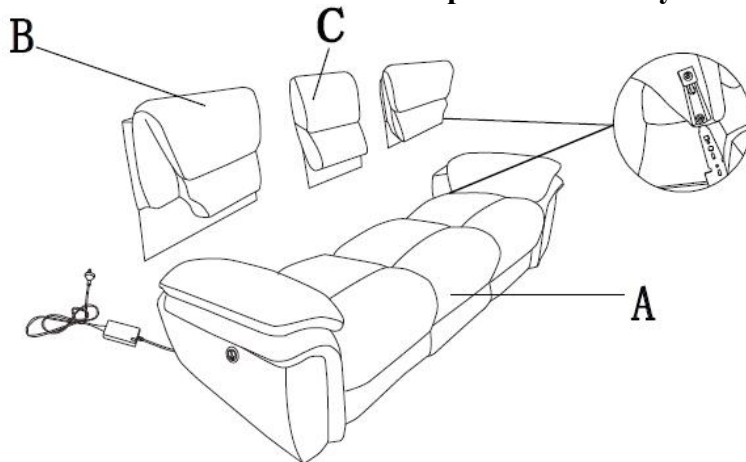
NOTE: Do not use power tools for assembly. Power tools increase the risk of over tightening which leads to splitting or cracking the wood.

COMPONENT LIST (SOFA)

NO.	DRAWING	QTY	DESCRIPTION
A		1	SEAT
B	 LSF RSF	2	BACK REST LSF&RSF
C		1	MIDDLE BACK REST
D		1	ADAPTER
E		1	PLUG WITH WIRE

STEP# 1

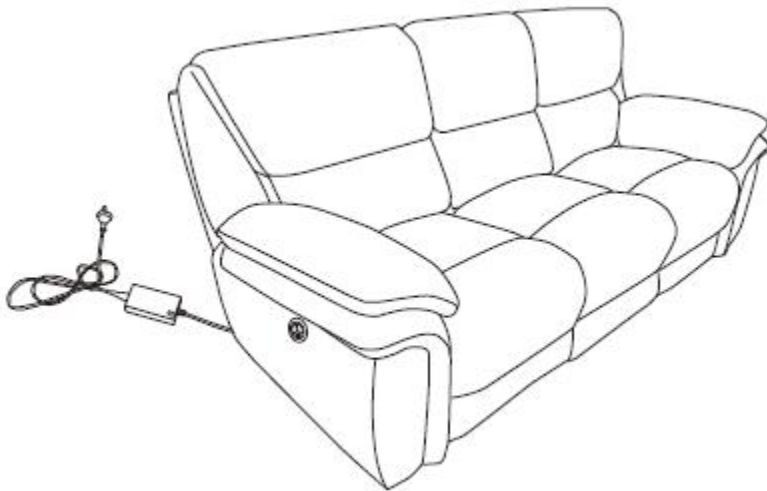
Align the female brackets at the back onto the male brackets at the seat, insert back rest to the seat and make sure it is fixed in position securely.



Note: Press down seat back gently until you hear a “click” to make sure it is locked in place.

STEP#2

Attach the adapter and power cord to the position as shown in the drawing properly. And then the loveseat is ready, Enjoy!



Care Instruction for polyester Furniture.

In order to maintain the original appearance of your polyester furniture, please follow below simple care procedures:

- Avoid exposing furniture directly to sunlight or heating and air conditioning outlets. Sunlight and/or exposure to heating and air conditioning outlets will fade/damage polyester. Do not place your polyester furniture too close to windows, radiators, or vents.
- Vacuum or wipe with a soft brush to remove dust.
- Clean polyester with professional cleanser.



For items use on wooden floor, hard surfaces or carpets, it is recommended to Install protective pads under all legs and supports to avoid/prevent from damages/scratches and discoloration.