




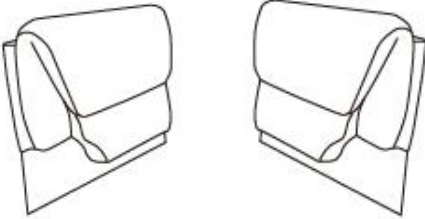

Assembly Instruction

DOUBLE RECLINING SOFA

ITEM NO.: 9903DB-3/9903GY-3

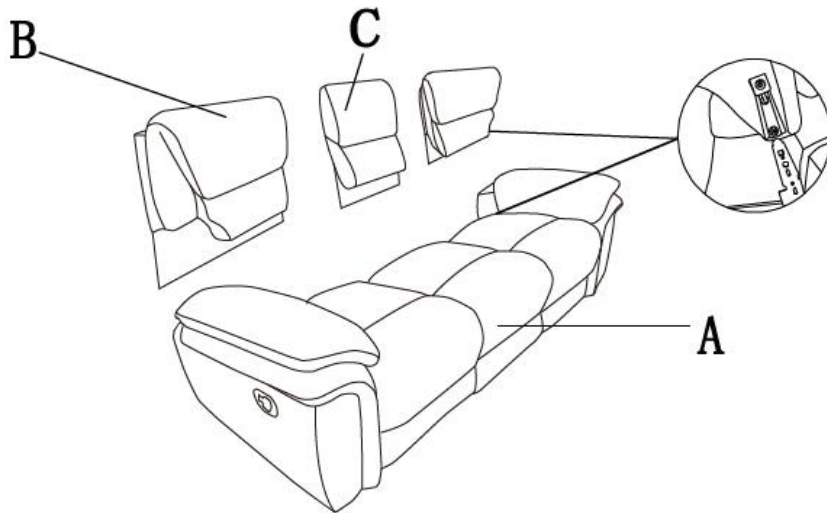
NOTE: Do not use power tools for assembly. Power tools increase the risk of over tightening which leads to splitting or cracking the wood.

COMPONENT LIST (SOFA)

NO.	DRAWING	QTY	DESCRIPTION
A		1	SEAT
B	 <p>LSF RSF</p>	2	BACK REST LSF&RSF
C		1	MIDDLE BACK REST

STEP# 1

Align the female brackets at the back onto the male brackets at the seat, insert back rest to the seat and make sure it is fixed in position securely.



Note: Press down seat back gently until you hear a “click” to make sure it is locked in place.

STEP#2 Sofa Assembly is completed. Enjoy it!



Care Instruction for polyester Furniture.

In order to maintain the original appearance of your polyester furniture, please follow below simple care procedures:

- Avoid exposing furniture directly to sunlight or heating and air conditioning outlets. Sunlight and/or exposure to heating and air conditioning outlets will fade/damage polyester. Do not place your polyester furniture too close to windows, radiators, or vents.
- Vacuum or wipe with a soft brush to remove dust.
- Clean polyester with professional cleanser.



For items use on wooden floor, hard surfaces or carpets, it is recommended to Install protective pads under all legs and supports to avoid/prevent from damages/scratches and discoloration.