



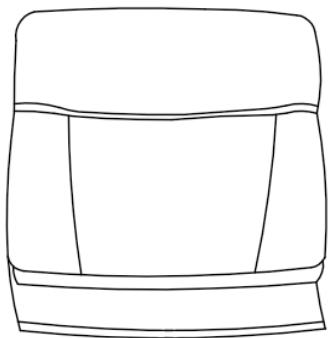
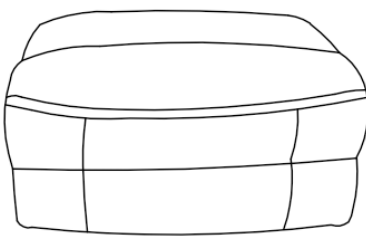
# Assembly Instruction

## ITEM NO. 9877BR-AC

### Armless Chair

NOTE: Do not use power tools for assembly. Power tools increase the risk of over tightening which lead to splitting or cracking the wood.

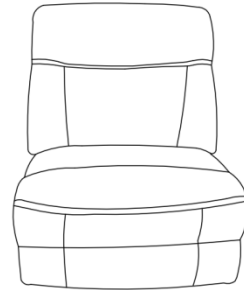
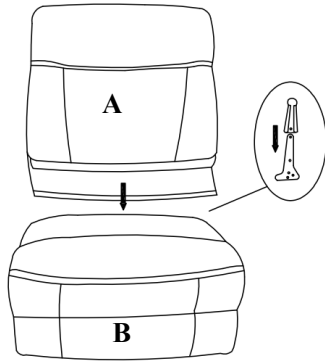
#### PARTS LIST

NO.	DRAWING	QTY	DESCRIPTION
A		1	BACK REST
B		1	SEAT

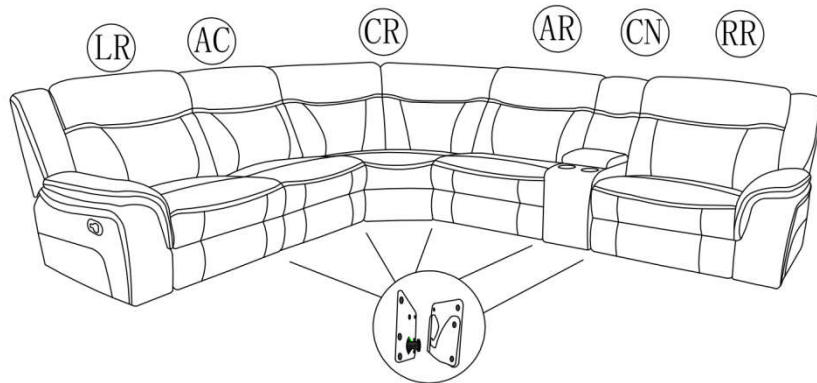
Please follow the drawings below to assemble the item.

**Step 1.** Align the female brackets at the back rest onto the male brackets at the seat, insert and push to the end, make sure the brackets are secured in position.

**Step 2. Completed**



**Step 3.** Please connect and hook each piece together as shown in drawing.



### CARE INSTRUCTION FOR 100% POLYESTER:

In order to maintain the original appearance of your 100% polyester furniture, please follow below care procedures:

- Avoid exposing furniture directly to sunlight or heating and air conditioning outlets. Exposure to sunlight or heating and air conditioning outlets will fade/damage 100% polyester.
- Wipe gently with a damp soft cloth to remove dust, dirt and any grime buildup.

**For items use on wooden floor, hard surfaces or carpets, it is recommended to. Install**



**protective pads under all legs and supports to avoid/prevent from damages/scratches and discoloration.**