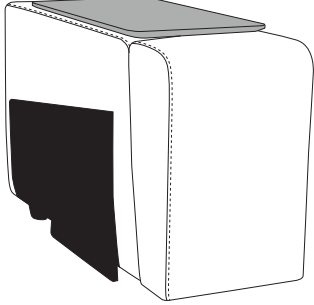





Assembly Instruction
Console With Wireless Charger,
Hidden Storage & Hidden Cup Holder
ITEM NO.: 9790BRW-CN

NOTE: Do not use power tools for assembly. Power tools increase the risk of over tightening which leads to splitting or cracking the wood.

COMPONENT LIST

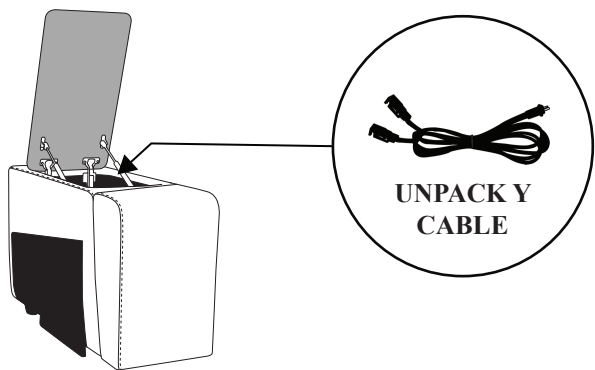
NO.	DRAWING	QTY	DESCRIPTION
A		1 PC	CONSOLE

HARDWARE LIST

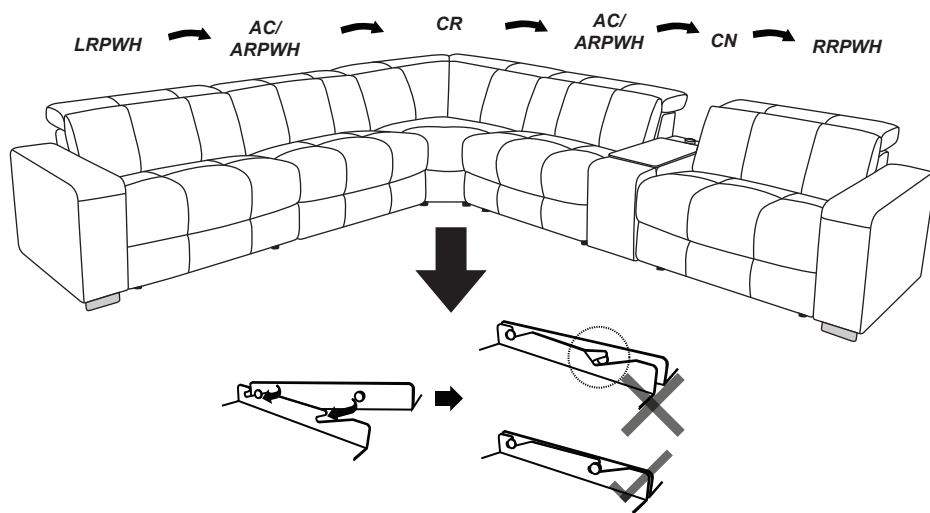
NO.	DRAWING	QTY	DESCRIPTION
1		1 PC	Y CABLE

STEP#1

Unpack the extension cord from the seat.

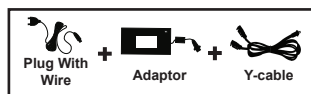
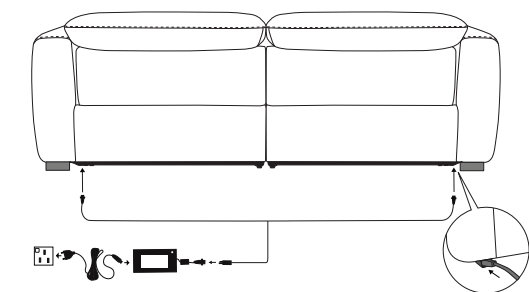


STEP#2



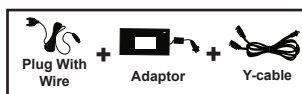
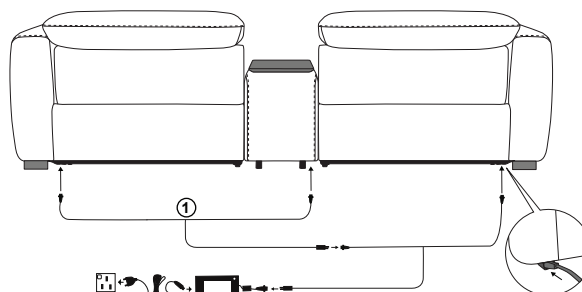
STEP#3

Plug and cable installation.



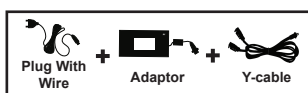
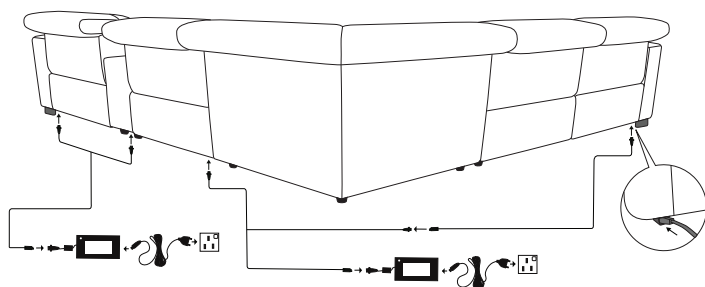
REMARK:

Plug with wire, adaptor, and Y-cable unpacked from LRPWH.



REMARK:

Plug with wire, adaptor, and Y-cable unpacked from LRPWH.



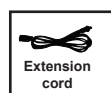
REMARK:

Plug with wire, adaptor, and Y-cable unpacked from LRPWH.




REMARK:

Plug with wire and adaptor unpacked from AR.



REMARK:

Extension cord unpacked from CR.

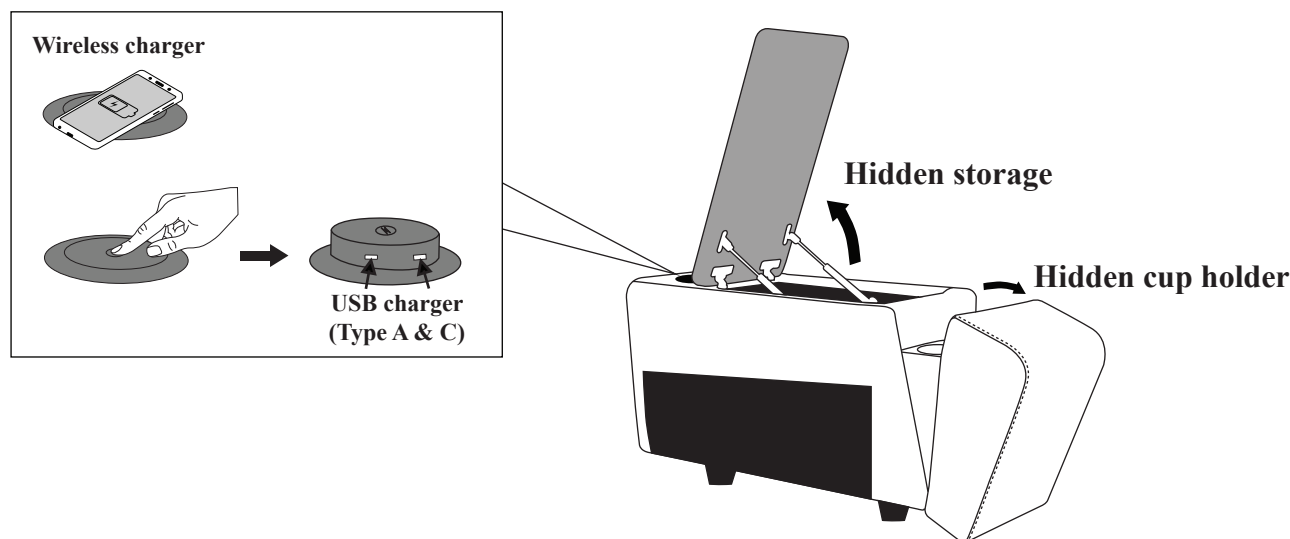


REMARK:

Y-cable unpacked from CN.

STEP#4

Operating instruction.

**CARE INSTRUCTION FOR GENUINE ALL LEATHER:**

In order to maintain the original appearance of your leather furniture, please follow below simple care procedure :

- Avoid exposing furniture directly to sunlight or heating and air conditioning outlets. Exposure to sunlight or heating and air conditioning outlets will fade/damage leather.
- Wipe gently with a damp soft cloth to remove dust, dirt and any grime build up.
- Hardware may loosen over time. Periodically check to make sure all connections are tight. Re-tighten if necessary.

! WARNING

- Disconnect the electrical plug from the wall outlet before cleaning, moving, servicing or when not in use for an extended period of time.
- Plug directly into a wall outlet. Do not use an extension cord or adaptor.
- Check the condition of the power transformers, electrical cords, plugs and connectors monthly. Keep the power adaptor and electrical cords away from heat sources. Never operate the unit with a damaged power adaptor, electrical cord, plug or connector.
- Before moving the product, please disconnect the electrical plug from the wall outlet and secure the mechanism to prevent unexpected opening or movement. Never move the product by the mechanism, legrest, handle, or reclining back.
- Do not attempt to disassemble or service the adaptor or motor. No serviceable parts are inside.
- Do not allow electrical cord to be pinched between moving parts or between the frame and the floor. Do not place cord under carpet or in location where it could become worn.
- Unplug the power cord immediately if you detect strange odors or fumes coming from the chair.