



Assembly Instruction

RECLINING LOVE SEAT, BROWN 100% POLYESTER

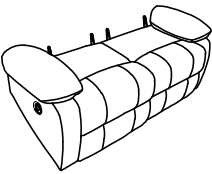
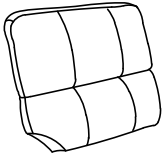
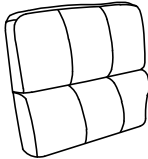
RECLINING LOVE SEAT, LIGHT GRAY 100% POLYESTER

ITEM NO : 9520BR-2

9520GY-2

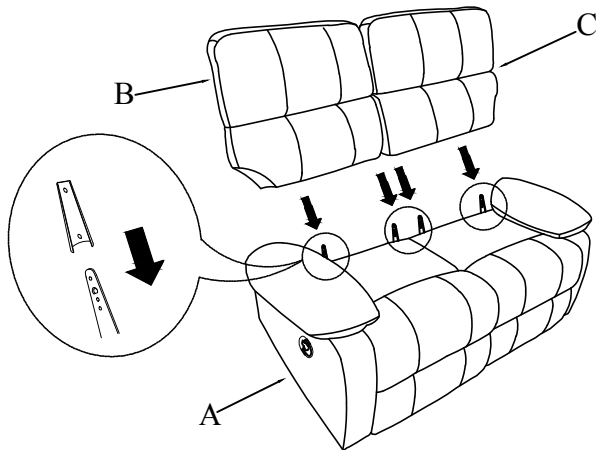
NOTE: Do not use power tools for assembly. Power tools increase the risk of over tightening which leads to splitting or cracking the wood.

PART LIST (LOVE SEAT)

NO.	DRAWING	QTY	DESCRIPTION
A		1 PC	SEAT
B		1 PC	LSF BACK REST
C		1 PC	RSF BACK REST

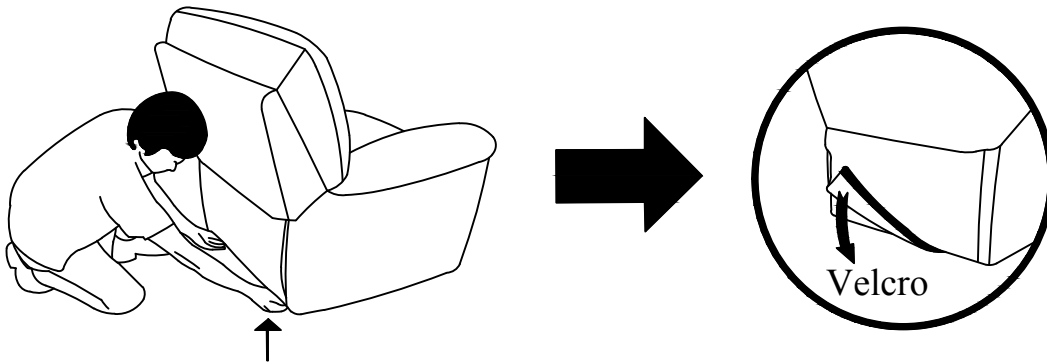
STEP#1

Align the female brackets at the back rest onto the male brackets at the seat, insert back rest to the seat then push to the end and make sure it is fixed in position securely.

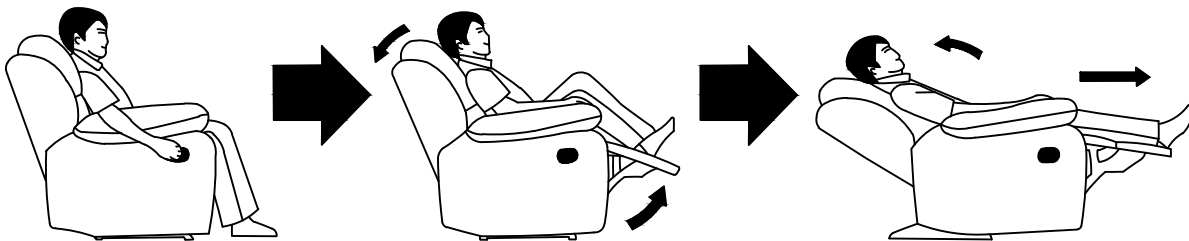


Back Rest
Installation

STEP#2



STEP#3



CARE INSTRUCTION FOR POLYESTER:

In order to maintain the original appearance of your polyester furniture, please follow below simple care procedure :

- Avoid exposing furniture directly to sunlight or heating and air conditioning outlets. Exposure to sunlight or heating and air conditioning outlets will fade/damage polyester.
- Wipe gently with a damp soft cloth to remove dust, dirt and any grime build up.