

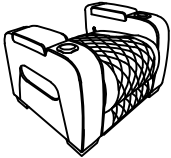

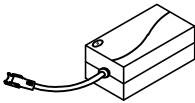



Assembly Instruction

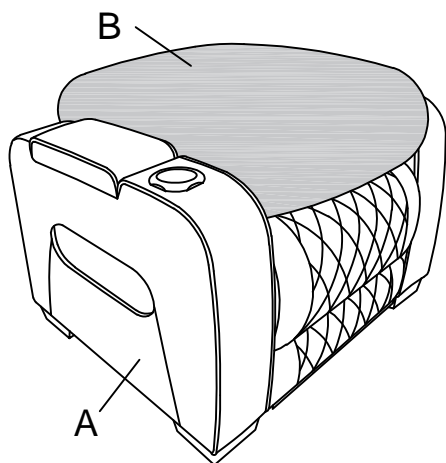
ITEM NO.: 9516BRW/BLK/TPE-1PWH
Power Reclining Chair with Power Headrest

Note: Do not use power tools for assembly. Power tools increase the risk of over tightening which lead to splitting or cracking the wood.

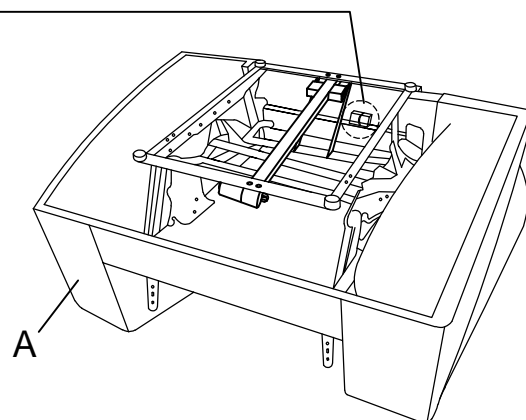
Component list

No	Drawing	Qty	Description
A		1	SEAT
B		1	BACK REST
C		1	ADAPTOR
D		1	PLUG

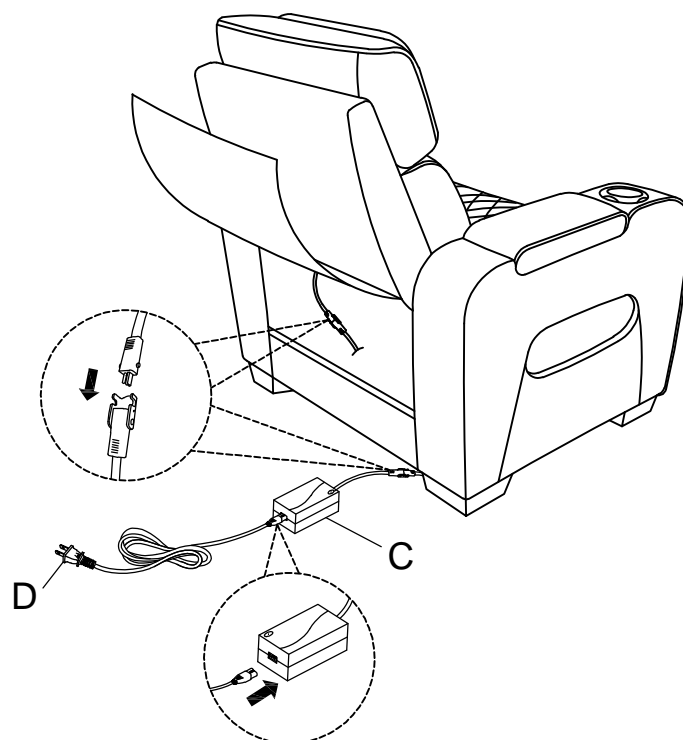
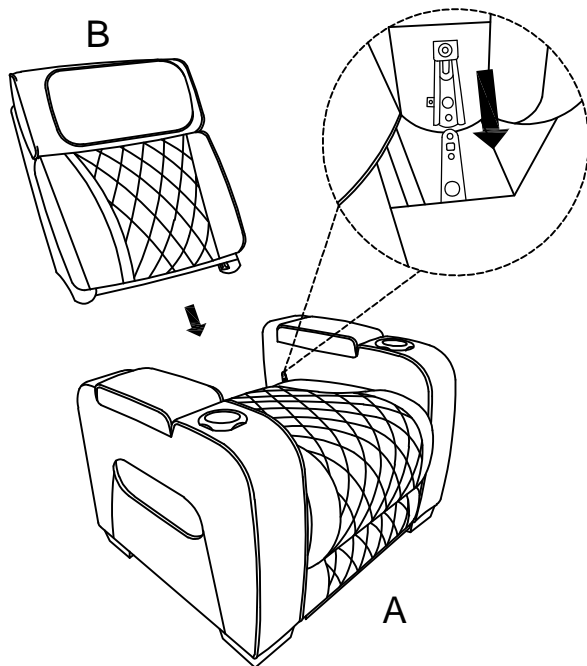
Step #1



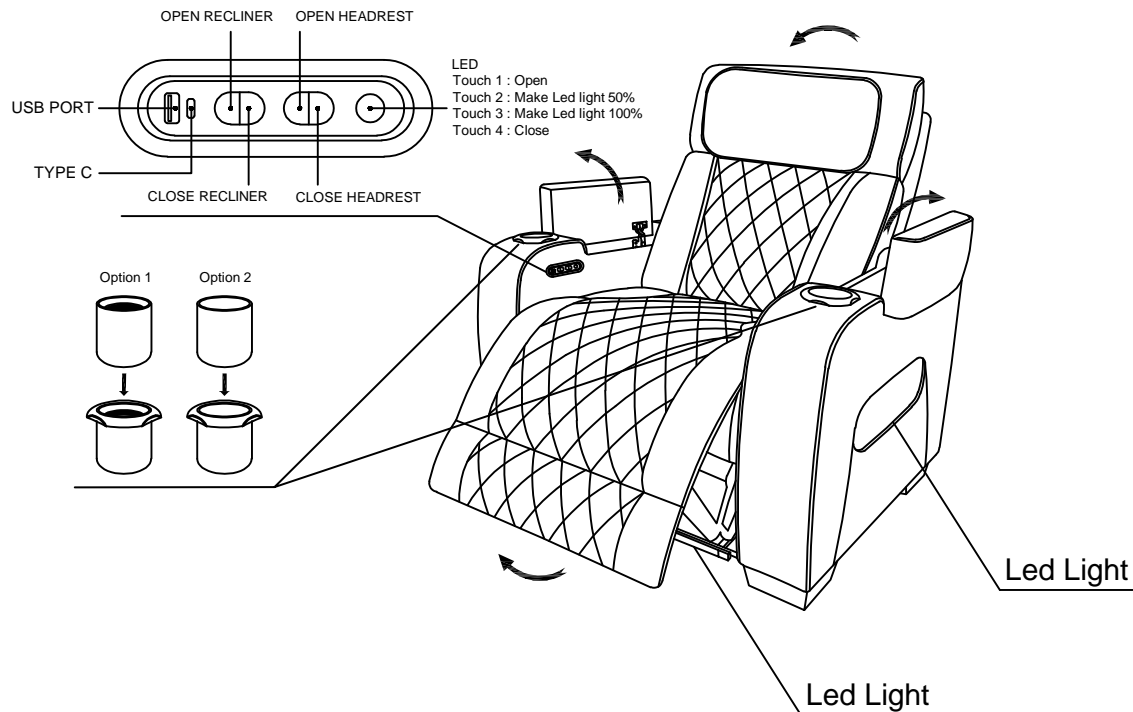
ADAPTOR & PLUG
STORED IN PAPER BOX



Step #2



Step #3



Care Instruction for Breathable Faux Leather Furniture:

In order to maintain the original appearance of your Breathable Faux Leather, please follow below simple care procedures:

- Avoid exposing furniture directly to sunlight or heating and air conditioning outlets. Sunlight and or exposure to heating and air conditioning outlets will fade/damage Breathable Faux Leather.
- Vacuum or wipe with a soft cloth to remove dust.
- Hardware may loosen over time. Periodically check to make sure all connections are tight, Re-tighten if necessary.



For items use on wooden floor, hard surfaces or carpets, it is recommended to Install protective pads under all legs and supports to avoid/prevent from damages/scratches and discoloration.