



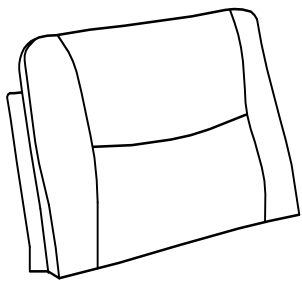
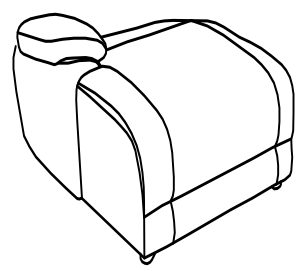
# Assembly Instruction

ITEM NO.8490-LC

## LSF CHAISE, PUSH BACK RECLINER

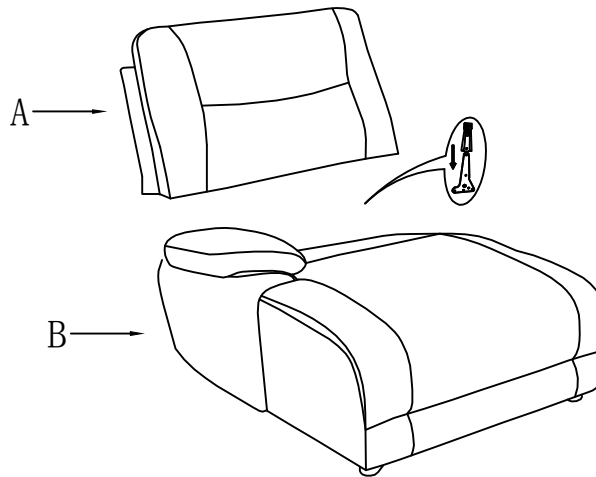
NOTE: Do not use power tools for assembly. Power tools increase the risk of over tightening which lead to splitting or cracking the wood.

### PARTS LIST


NO.	DRAWING	QTY	DESCRIPTION
A		1	BACK REST
B		1	SEAT

Please follow the drawings below to assemble the item.

Step 1. Align the female brackets at the back rest onto the male brackets at the seat, insert and push to the end, make sure the brackets are secured in position.



Step 2. Completed.



## CARE INSTRUCTION FOR AIREHYDE LEATHER MATCH FURNITURE:

- Avoid exposing furniture directly to sunlight or heating and air conditioning outlets. Exposure to sunlight or heating and air conditioning outlets will fade/damage airehyde leather match.
- Wipe gently with a damp soft cloth to remove dust, dirt and any grime buildup.
- Wipe the airehyde leather match with professional cleanser.



For items use on wooden floor, hard surfaces or carpets, it is recommended to Install protective pads under all legs and supports to avoid/prevent from damages/scratches and discoloration.