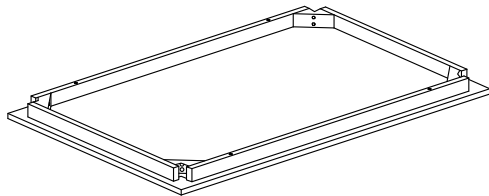




HOMELEGANCE

PART LIST:



A: Top
1PC



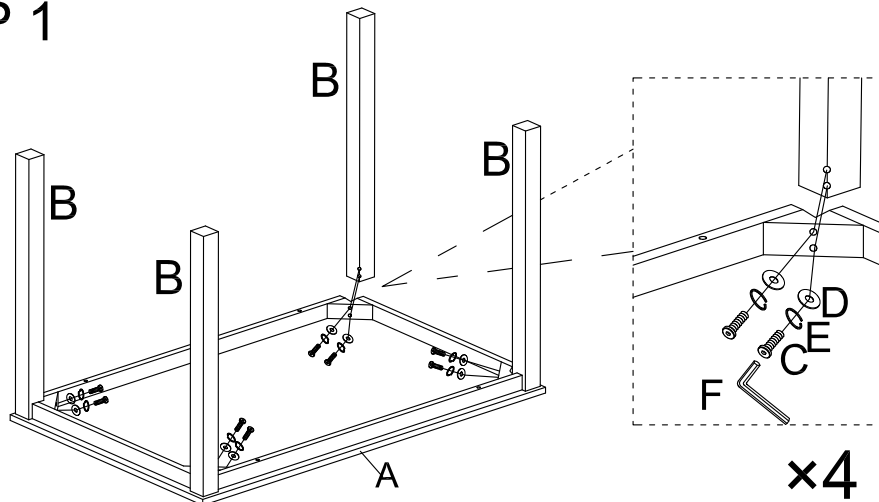
B: Leg
4PCS

5663-48 DINING TABLE, FAUX MARBLE TOP

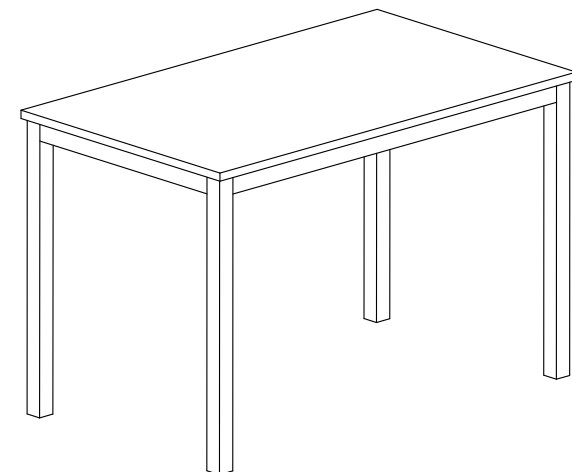
HARDWARE LIST

| C | | Bolt | 5/16"×50mm | 8PCS |
|---|--|---------------|------------|------|
| D | | Spring Washer | φ18 | 8PCS |
| E | | Flat Washer | φ12 | 8PCS |
| F | | Wrench | 5mm | 1PC |

STEP 1



COMPLETED



(1) Align the legs to the top, insert the bolts and washers to the pre-drilled holes and tighten it.



For items use on wooden floor, hard surfaces or carpets, it is recommended to install protective pads under all legs and supports to avoid/prevent from damages/scratches and discoloration.