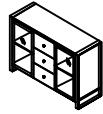







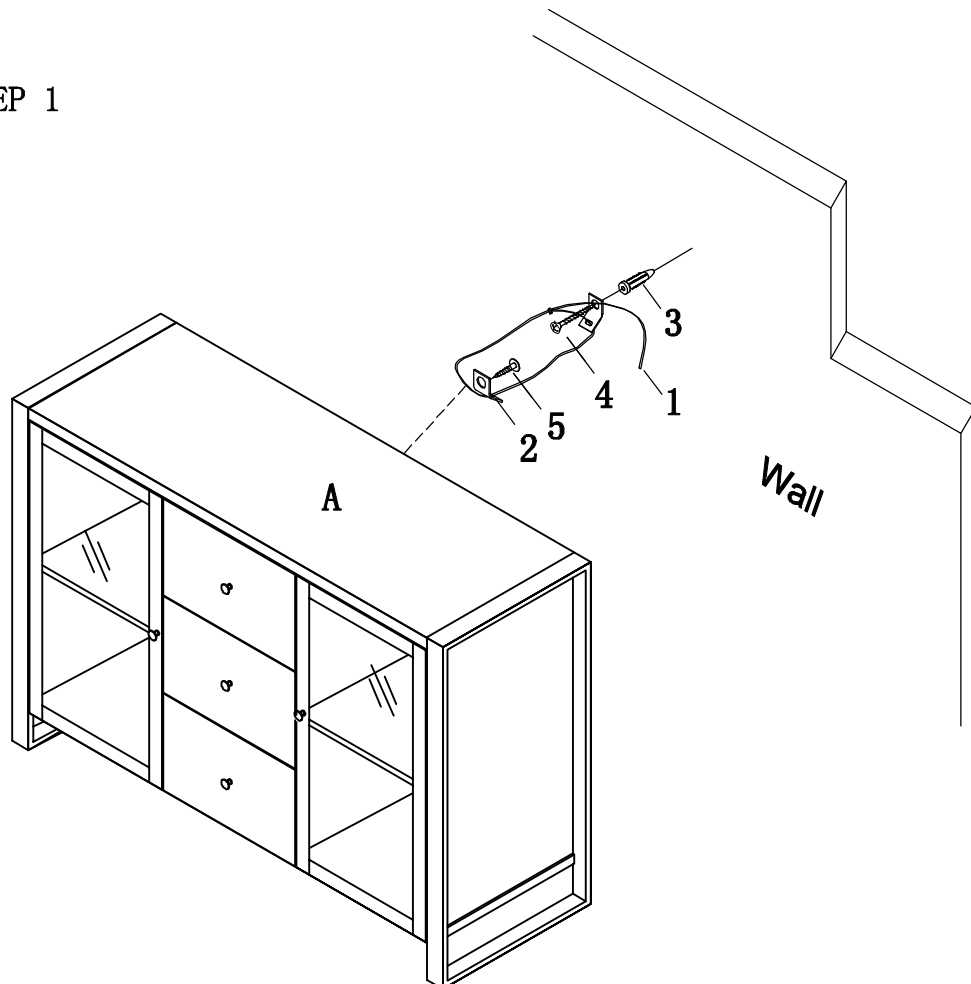


Assembly Instruction

ITEM: 5642GY-40 SERVER

PART LIST				ANTI-TIPPING HARDWARE PACK				
A	SERVER		1 PC	1		TIE WRAP		1PC
				2		BRACKET		2PCS
				3		PLASTIC SCREW ANCHOR		1PC
				4		SCREW	Ø4X1-1/2"	1PC
				5		SCREW	Ø4X3/4"	1PC

STEP 1



For items use on wooden floor, hard surfaces or carpets, it is recommended to install protective pads under all legs and supports to avoid/prevent from damages/scratches and discoloration.