









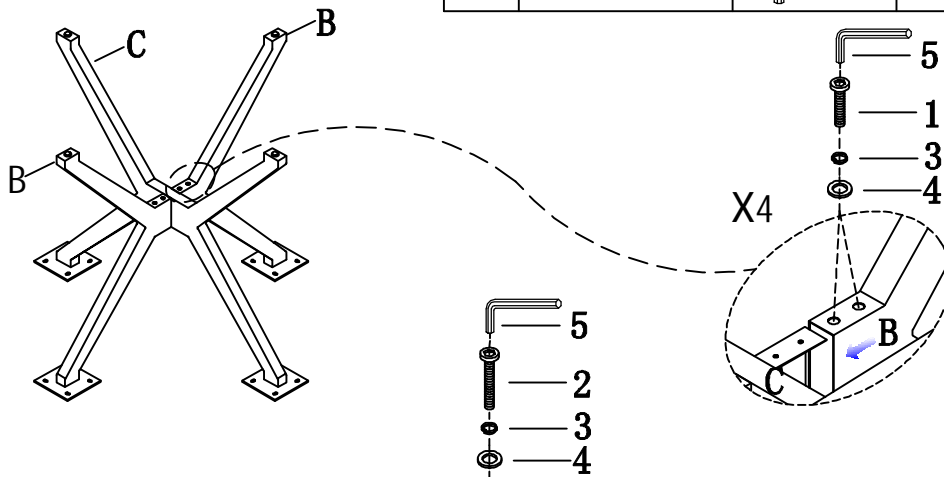


Assembly Instruction

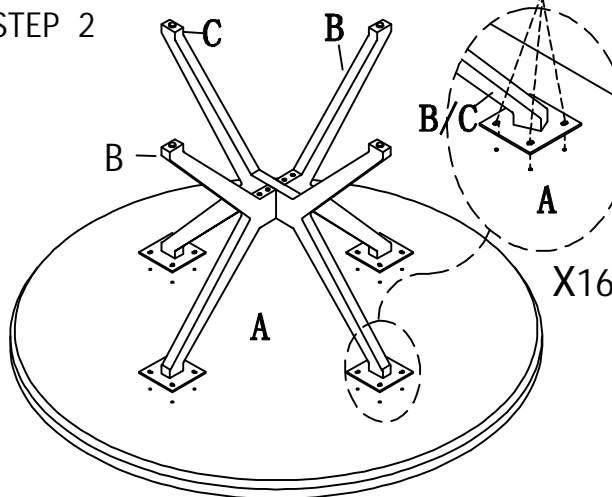
ITEM: 5581-54 ROUND DINING TABLE

PART LIST				HARDWARE LIST				
A	TOP PANEL		1 PC	1	BOLT		5/16*1/2"	4 PCS
B	SIDE LEG		2 PCS	2	BOLT		5/16*1-1/2"	16 PCS
C	CENTER LEG		1 PC	3	LOCK WASHER		5/16"	20 PCS
				4	FLAT WASHER		5/16"*19mm	20 PCS
				5	ALLEN KEY		5MM	1 PC


STEP 1



STEP 2



STEP 3



For items use on wooden floor, hard surfaces or carpets, it is recommended to install protective pads under all legs and supports to avoid/prevent from damages/scratches and discoloration.