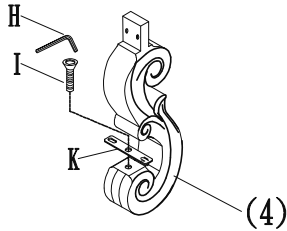




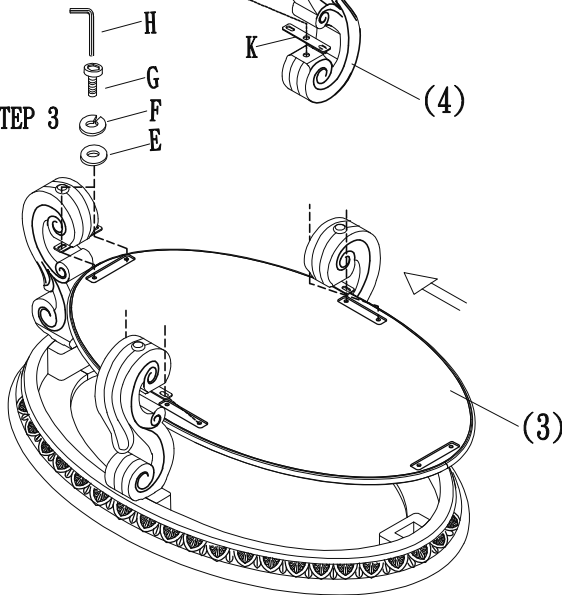
#5556-30 Cocktail table

Thank you for purchasing this quality product. Be sure to check all packing material carefully for small parts which may have come loose inside the carton during shipment. Identify and count all parts and compare with the Parts List below.

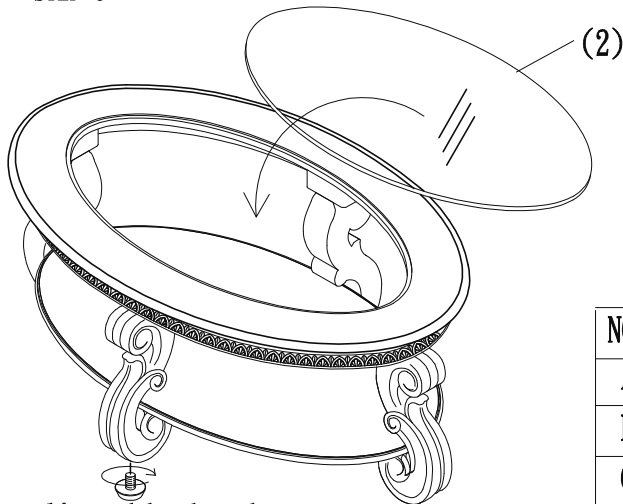
STEP 1



STEP 3

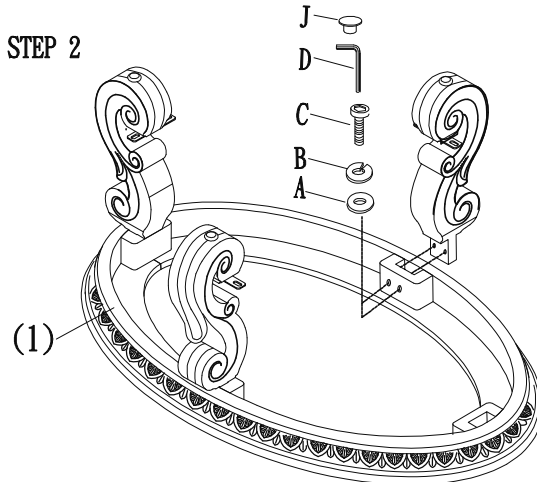


STEP 5

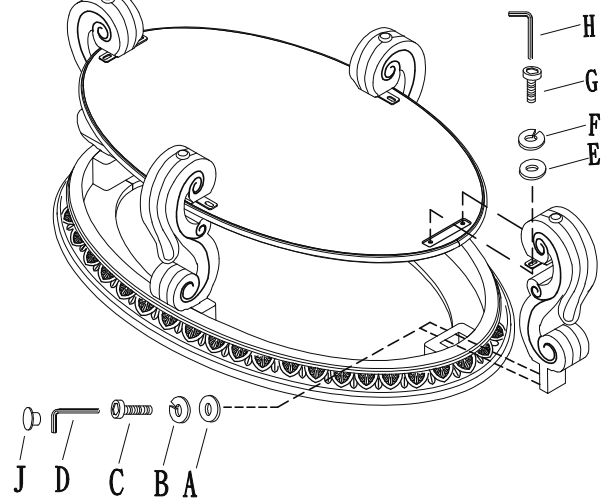






adjustable leveler












STEP 2



STEP 4



NO.	Part List		Q' TY
1		TOP FRAME	1
2		GLASS TOP	1
3		BOTTOM SHELF	1
4		LEG	4

NO.	Hardware List		Q' TY
A		5/16" * 19MM FLAT WASHER	8
B		5/16" SPRING WASHER	8
C		5/16" * 1-1/4" BOLT	8
D		5mm HEX-HEAD WRENCH	1
E		1/4" * 16MM FLAT WASHER	8
F		1/4" SPRING WASHER	8
G		1/4" * 5/8" BOLT	8
H		4mm HEX-HEAD WRENCH	1
I		1/4" * 3/4" SUNK BOLT	4
J		PLASTIC CAP	8
K		METAL CLIP	4