

# ASSEMBLY INSTRUCTIONS

ITEM NO: 5447-36XL

5447-36XLB






## GATHERING TABLE WITH STORAGE BASE

Thank you for purchasing this quality product. Be sure to check all packing material carefully for small parts that may have come loose inside the carton during shipment.











Read instructions carefully. Remove all wrapping material, staples and packing straps from the carton. See Hardware and Furniture Part List for guidance. Be sure you have all parts before you start assembling. Place all wooden furniture parts on clean and flat soft surface, such as carpet or rug to prevent from being scratched.


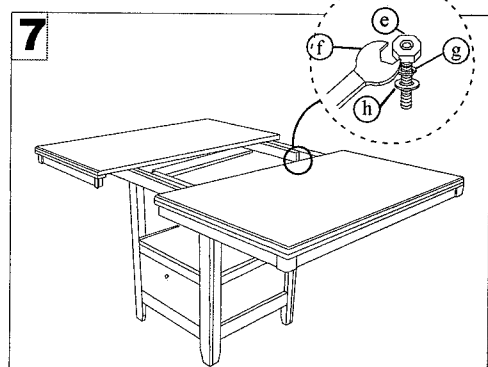
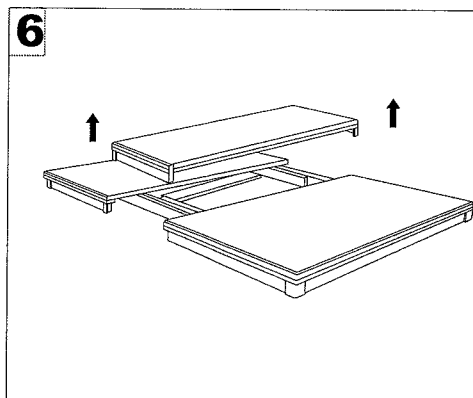
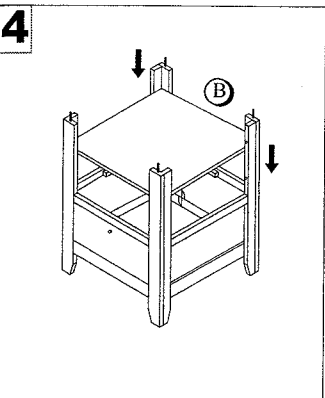
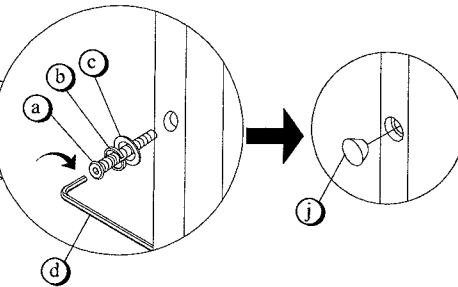
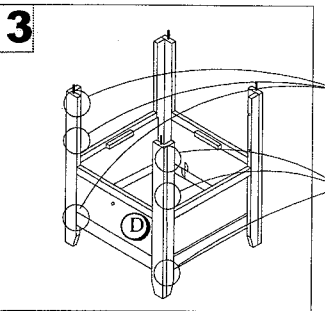
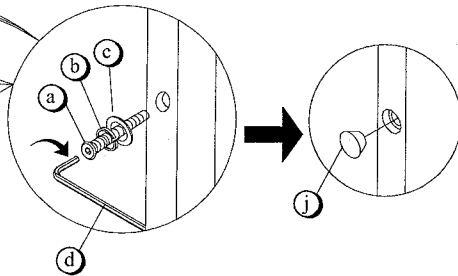
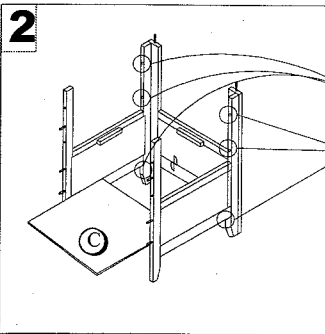
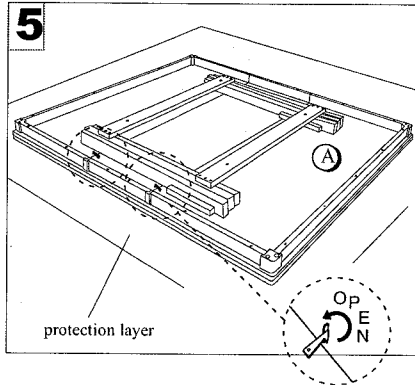
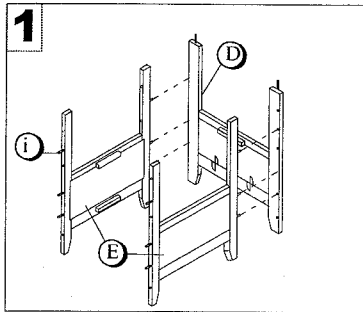
**CAUTION : (1) DO NOT FULLY-TIGHTEN THE NUTS OR BOLTS INITIALLY UNTIL ALL THE NUTS AND BOLTS ARE IN PLACE. (TO AVOID CAUSING DAMAGES TO THE THREAD, DO NOT OVER-TIGHTEN THE NUTS OR BOLTS. )**

### PARTS LIST :

CODE	COMPONENT		QTY
A	TABLE TOP WITH APRON		1 pc
B	TOP PANEL		1 pc
C	BOTTOM PANEL		1 pc
D	FRAME WITH PULL DOWN DOOR		2 pcs
E	SIDE PANEL		2 pcs

### HARDWARE LIST :

CODE	COMPONENT		QTY
a	JCBC BOLT		12 pcs
b	SPRING WASHER Ø12MM		12 pcs
c	FLAT WASHER Ø13MM		12 pcs
d	ALLEN KEY		1 pc
e	HEX NUT		4 pcs
f	WRENCH		1 pc
g	SPRING WASHER Ø17MM		4 pcs
h	FLAT WASHER Ø22MM		4 pcs
i	WOOD DOWEL		12 pcs
j	WOOD BUTTON		12 pcs



MADE IN MALAYSIA