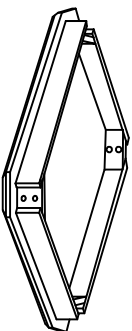


ASSEMBLY INSTRUCTION

3588-04 END TABLE



PARTS LIST:



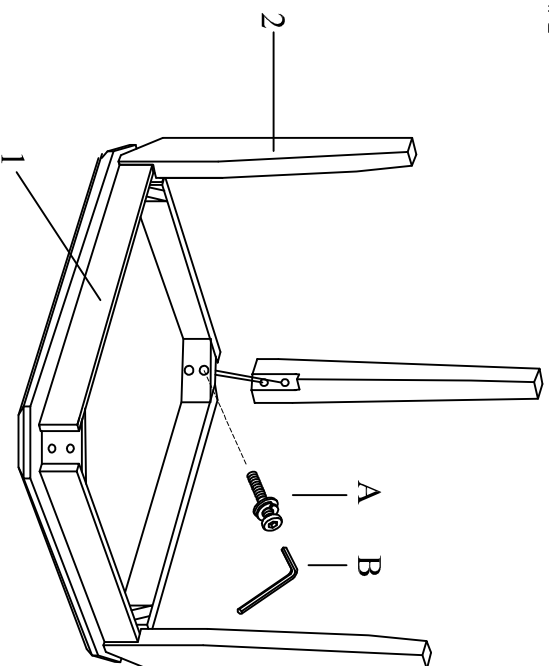
1: TABLE TOP 1pc



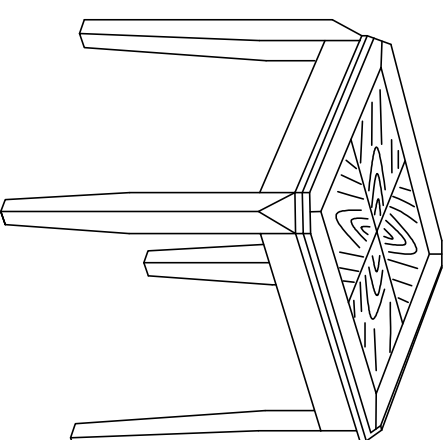
2: LEG 4pcs

HARDWARE LIST			
A		Ø5/16"×2" L	8PCS
B		5mm	1PC

STEP#1



COMPLETED



For items use on wooden floor, hard surfaces or carpets, it is recommended to install protective pads under all legs and supports to avoid/prevent from damages/scratches and discoloration.