



ASSEMBLY INSTRUCTION

ITEM#: 1946-5 DRESSER

1946-6 MIRROR

PART LIST

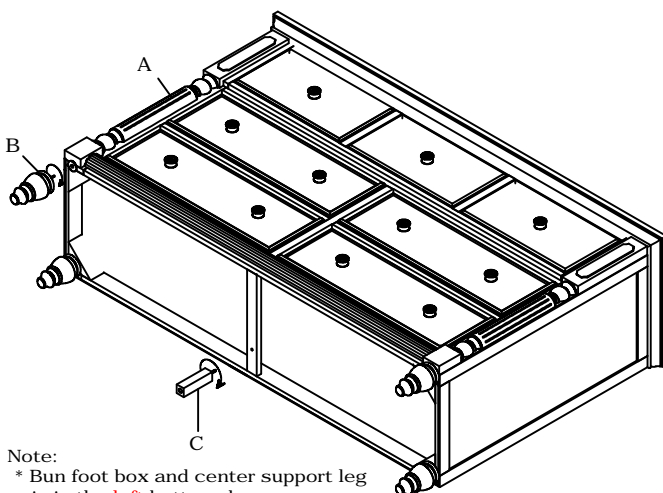
A	DRESSER	1PC
B	BUN FOOT	4PCS
C	CENTER SUPPORT LEG	1PC
D	MIRROR	1PC
E	MIRROR SUPPORT	2PCS

ANTI-TIPPING HARDWARE PACK

1		TIE WRAP	1PC
2		BRACKET	2PCS
3		SCREW 6#x1-1/2"L	2PCS
4		SCREW 6#x3/4"L	2PCS

HARDWARE LIST IN MIRROR CARTON

5		BOLT $\Phi 5/16$ "x1-3/4"L	8PCS
6		FLAT WASHER $\Phi 5/16$ "X19MM	8PCS
7		SPRING WASHER $\Phi 5/16$ "	8PCS
8		ALLEN KEY 5/16"	1PC


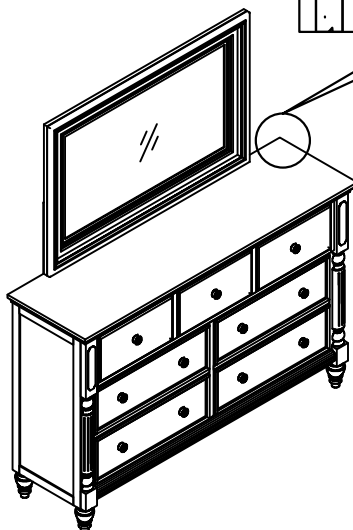
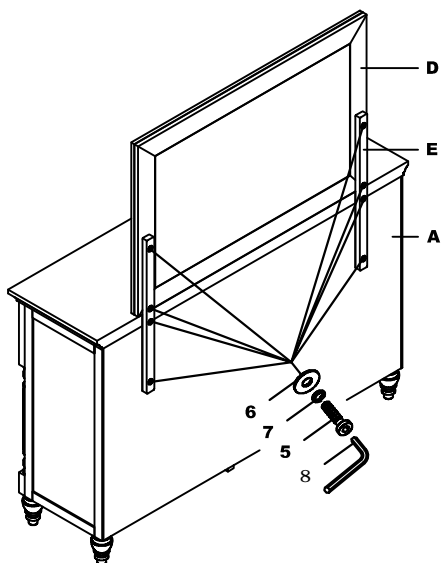
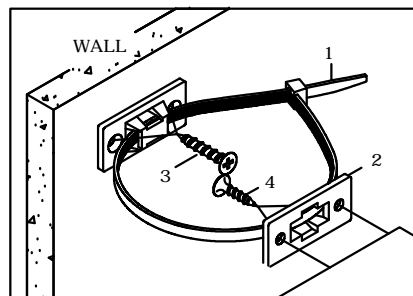


Note:

* Bun foot box and center support leg is in the **left** bottom drawer.

* Remove bun feet from inner box and secure bun feet as shown above

- REMOVE ANTI-TIPPING PACK FROM BACK PANEL, ASSEMBLE IT TO AVOID TIPPING.



For items use on wooden floor, hard surfaces or carpets, it is recommended to install protective pads under all legs and supports to avoid/prevent from damages/scratches and discoloration.