







Item#1867 - 9 : CHEST


(A) Chest



1pc

(B) Furniture Tipping Restraint

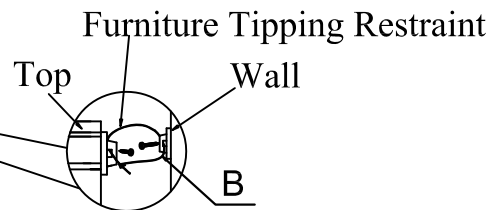
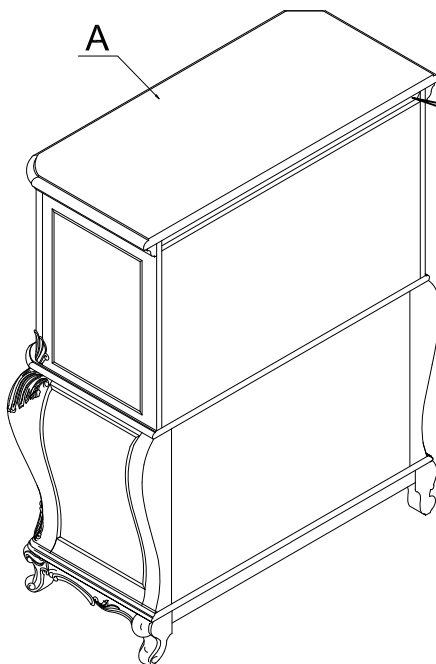
Strap	Anchor	Brackets	Screw (Ø8x1")	Screw (Ø8x5/8")
				
1pc	1pc	2pcs	1pc	1pc



This page lists all the contents included in the box. Please take time to identify the hardware as well as the individual components to this product. As you unpack and prepare for assembly, place the contents on a carpeted or padded area to protect them from damage.

1

Assemble the furniture Tipping Restraint (B) to the Chest (A).



Furniture Tipping Restraint must always be used to prevent the furniture from tipping.

Cleaning & Care

Treat surface with care. Clean surfaces with a dry or damp soft cloth. Do not use abrasive cleaners. Hardware may loosen over time. Periodically check that all connections are tight.

Made in VietNam