


## ASSEMBLY INSTRUCTION INSTRUCTIONS D'ASSEMBLAGE

**Item No : 1855-4**

**Description : NIGHT STAND / TABLE DE NUIT**



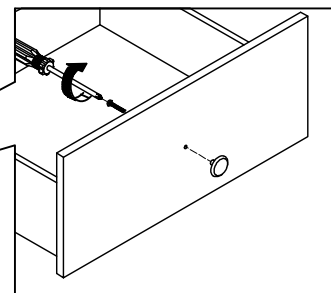
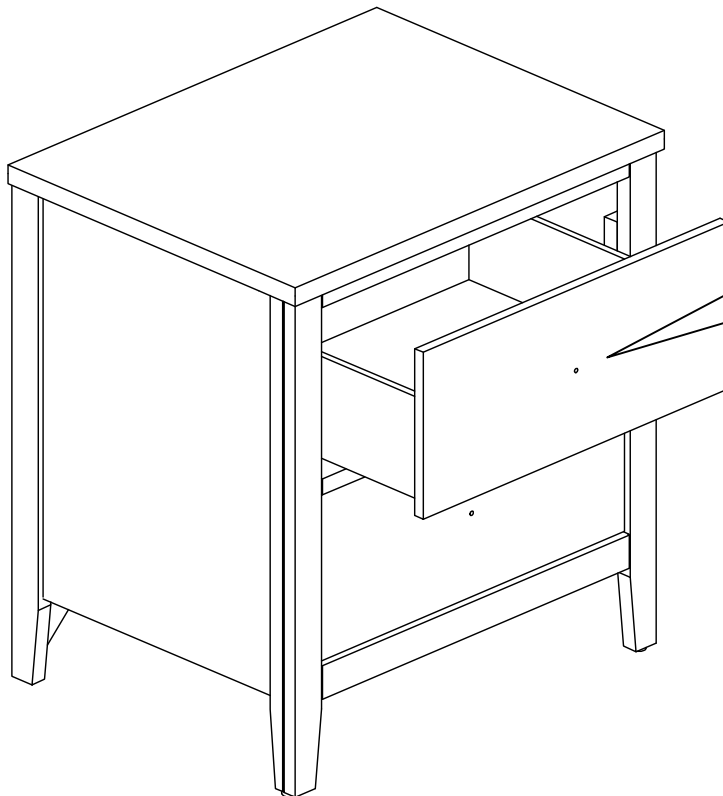
**I M P O R T A N T   N O T E :**

- Place all wooden parts on a clean and smooth surface such as a rug or carpet to avoid the parts from being scratched.
- Check to be sure that you have all parts and hardware.
- Remove all wrapping materials, including staples & packing straps before you start to assemble.
- Do not tighten all screws / bolts until all completely assembled.
- Keep all hardware parts out of reach of children.

PART LIST / LISTE DE PIECES		
NO	DESCRIPTION	QTY/PCS
1	NIGHT STAND / TABLE DE NUIT	1 PC

NO	DESCRIPTION	QTY/PCS
1	NIGHT STAND / TABLE DE NUIT	1 PC

**NOTE : YOU WILL ALSO NEED A PHILIP SCREWDRIVER (NOT PROVIDED)**



Re-assemble knob from inside to outside position.