


















ASSEMBLY INSTRUCTION

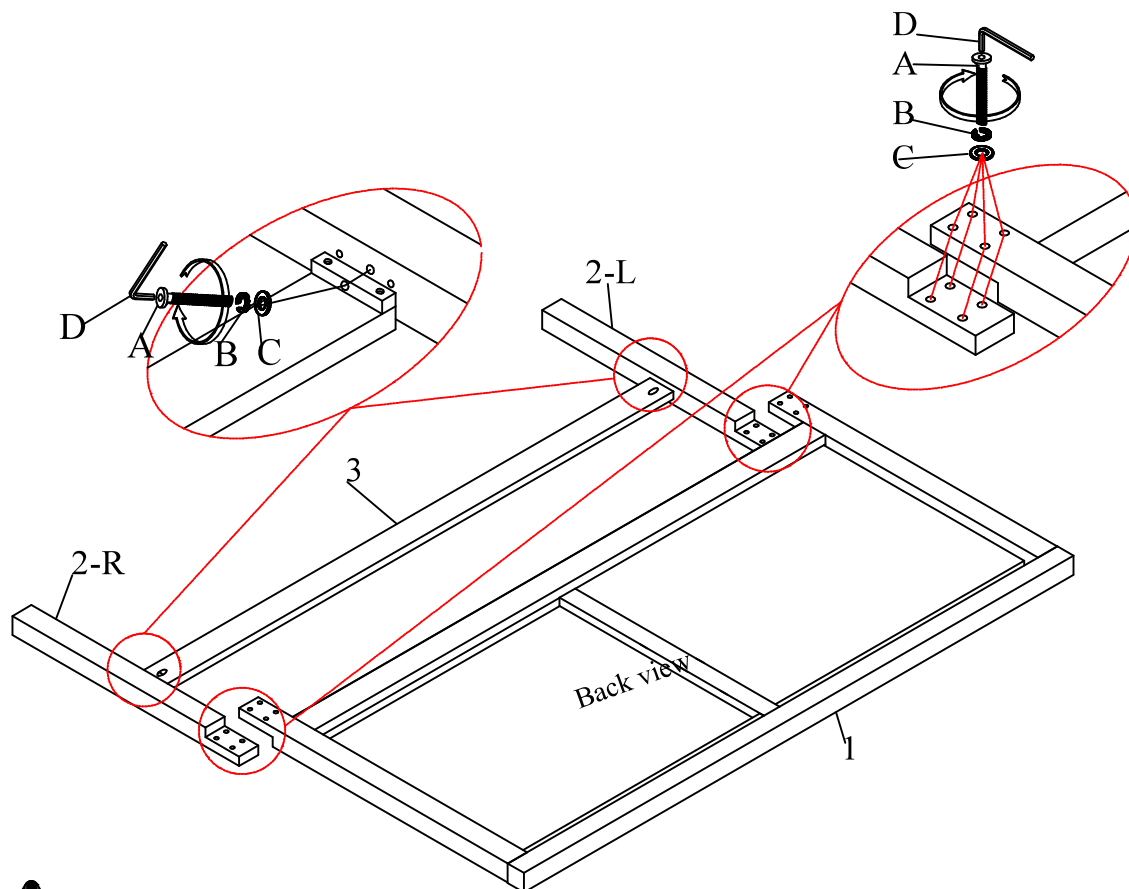
ITEM NO: 1790K-1 (1/3) CK HEADBOARD
 1790K-2 (2/3) CK FOOTBOARD & SLATS
 1790K-3CK (3/3) CK RAILS

Thank you for purchasing this quality product. Be sure to check all packing material carefully for small parts that may have come loose inside the carton during shipment.

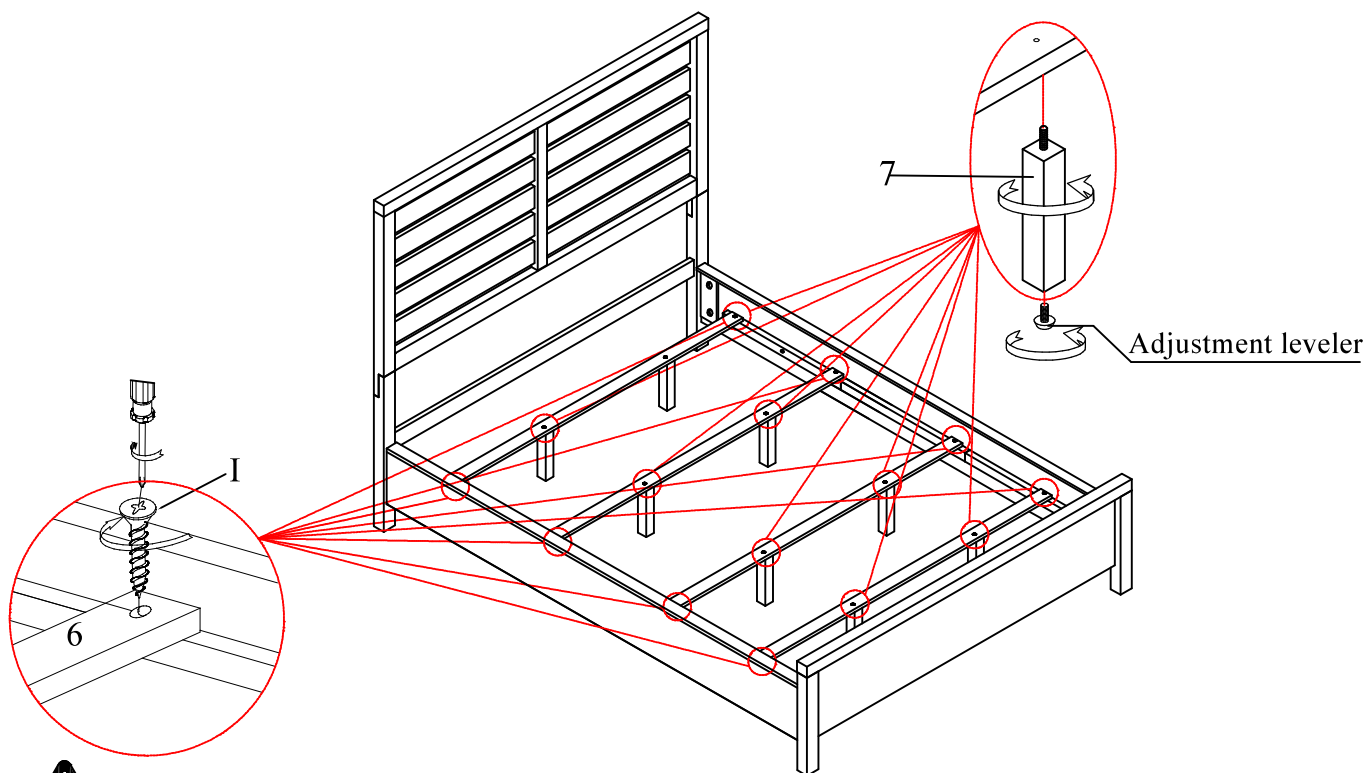
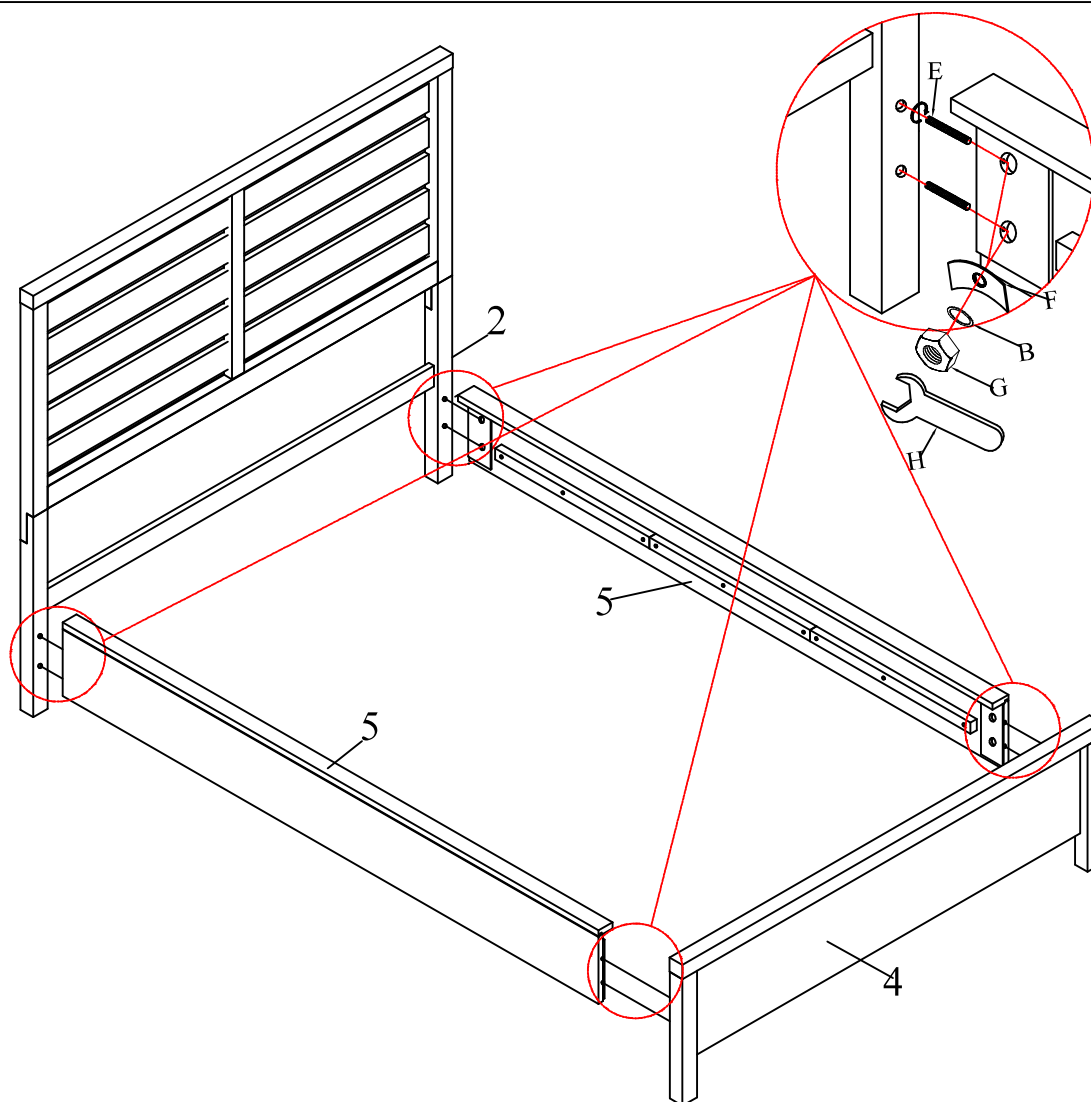
TOOLS REQUIRED (NOT PROVIDED)
PHILLIPS SCREWDRIVER 

Hardware packed with headboard/rails.

PART LISTS				HARDWARE LISTS				
NO.	Description	Sketch	Q'ty	NO.	Description	Sketch	Size	Q'ty
1	HEADBOARD		1PC	A	BOLT		Ø1/2"*30*1-3/4"	10PCS
2	HEADBOARD LEG (L & R)		2PCS	B	SPRING WASHER		5/16"*12D*1.5mm	18PCS
3	HEADBOARD BOTTOM RAIL		1PC	C	FLAT WASHER		Ø3/8"*3/4*2mm	10PCS
4	FOOTBOARD		1PC	D	ALLEN KEY		4mm	1PC
5	SIDE RAIL		2PCS	E	THREADED PINS		Ø5/16"*3"	8PCS
6	SLAT		4PCS	F	HALF MOON		Ø5/16"	8PCS
7	SUPPORT LEG		8PCS	G	HEX NUT		Ø5/16"	8PCS
				H	WRENCH		12mm	1PC
				I	WOOD SCREW		Ø8 * 1"	8PCS



It is recommended to install protective pads under all legs and supports to avoid damage or scratches when placing furniture on a wood floor or other hard surface, and to limit indentation and prevent discoloration if placing on carpet.



It is recommended to install protective pads under all legs and supports to avoid damage or scratches when placing furniture on a wood floor or other hard surface, and to limit indentation and prevent discoloration if placing on carpet.