



ASSEMBLY INSTRUCTION

ITEM NO.: 1606-5 DRESSER

1606-6 MIRROR

PART LIST

1	DRESSER		1PC
2	MIRROR		1PC
3	MIRROR SUPPORT		2PCS
4	BUN FOOT		4PCS
5	SUPPORT LEG		1PC

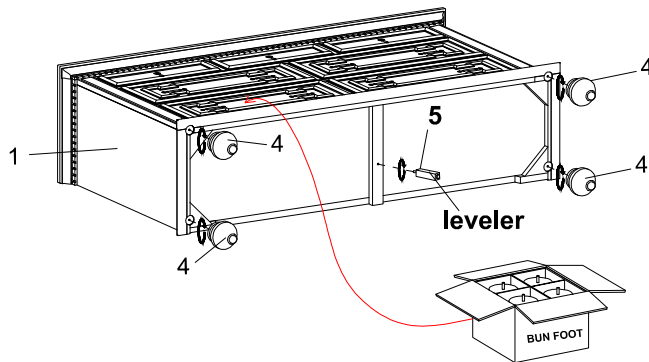
ANTI-TIPPING HARDWARE PACK IN-5

A		BRACKET	2PCS
B		TIE WRAP	1PC
C		SCREW (#8 x 2")	1PC
D		SCREW (#8 x 5/8")	1PC

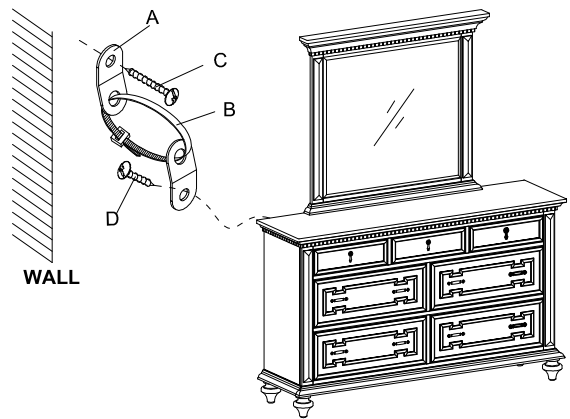
HARDWARE LIST IN-6

E		BOLT (Ø1/4" x 1-1/2")	8PCS
F		SPRING WASHER (Ø1/4")	8PCS
G		FLAT WASHER (Ø1/4")	8PCS
H		ALLEN KEY (4mm)	1PC

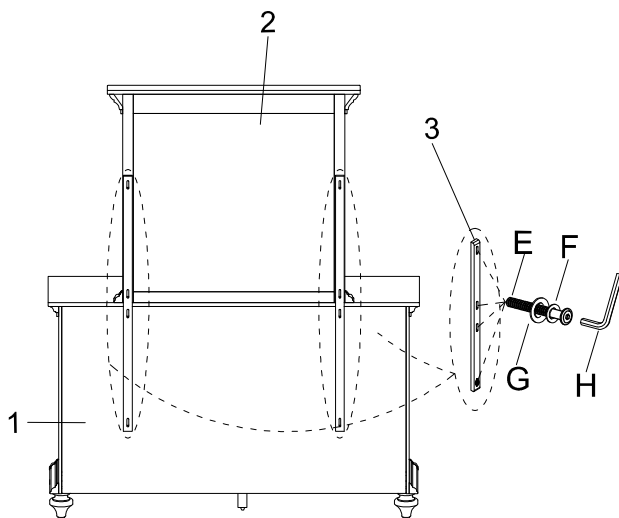
STEP 1



STEP 3



STEP 2



MADE IN VIETNAM



For items use on wooden floor, hard surfaces or carpets, it is recommended to Install protective pads under all legs and supports to avoid/prevent from damages/scratches and discoloration.