

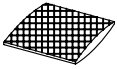






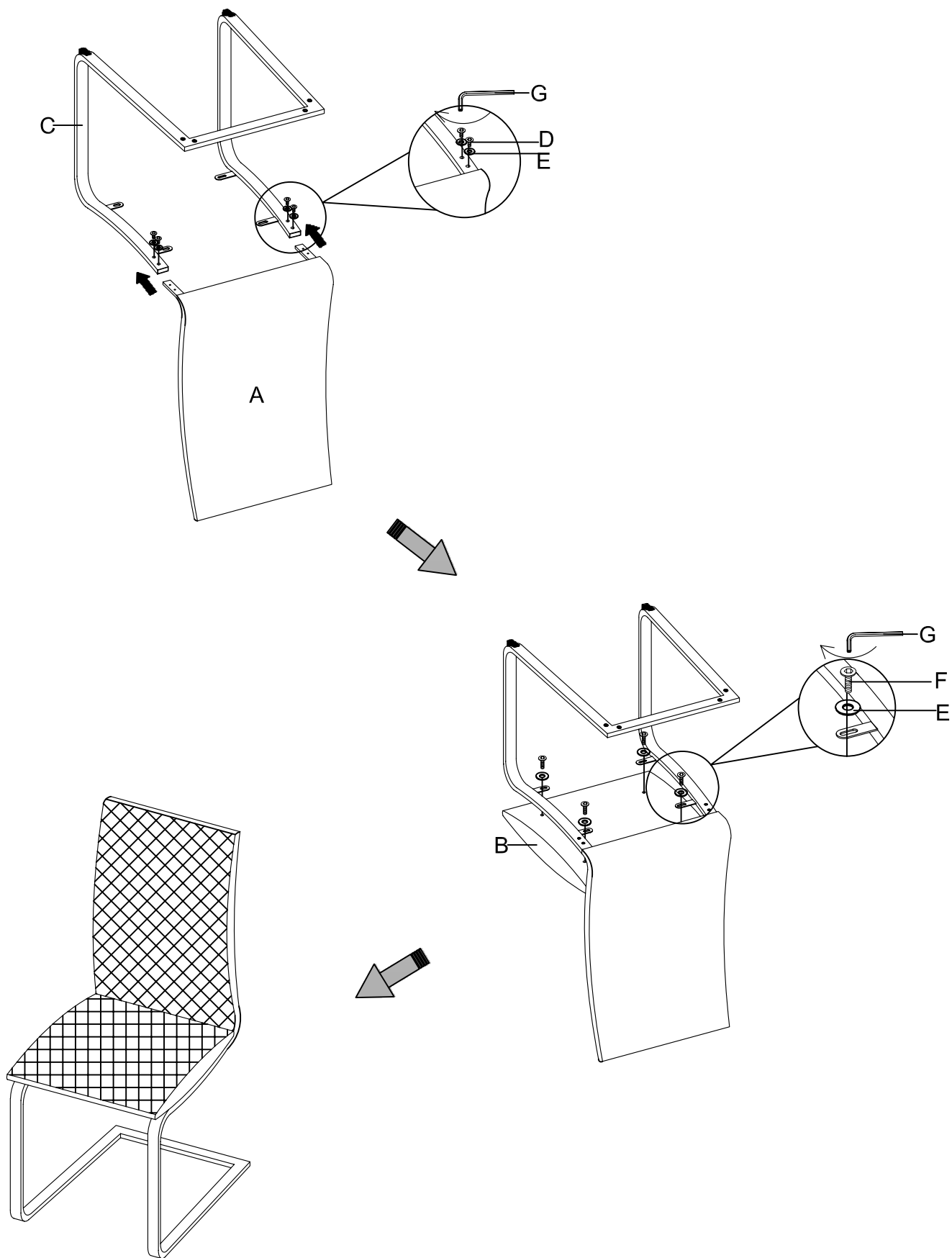


ASSEMBLY INSTRUCTION

ITEM #: 5503S

DESCRIPTION: DINING CHAIR
5503S DINING CHAIR

NO.	PART LIST		QTY	NO.	HARDWARE LIST HARDWARE PACK IN 5503S		QTY
A		CHAIR BACK	1	D		ALLEN BOLT M6 * 13 mm	4
B		SEAT	1	E		Flatwasher ø6 * ø18mm	8
C		LEG	1	F		ALLEN BOLT M6 * 20 mm	4
				G		ALLEN KEY 5mm	1



For items use on wooden floor, hard surfaces or carpets, it is recommended to install protective pads under all legs and supports to avoid/prevent from damages/scratches and discoloration.

Do not tighten bolts until completely assembled.