



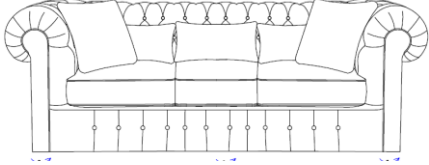



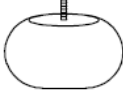

Assembly Instruction


ITEM NO.: 8427-3

SOFA, W/ 2 BIG +3 KIDNEY PILLOWS

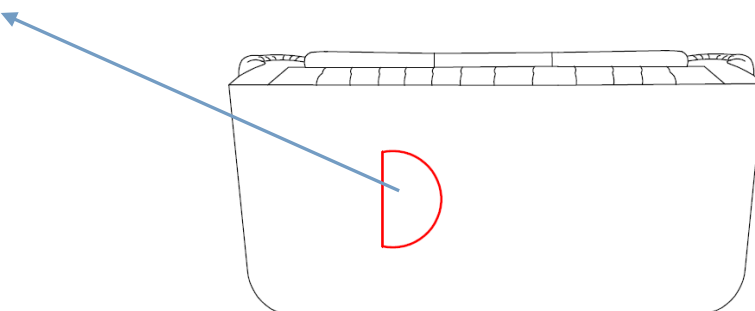
NOTE: Do not use power tools for assembly. Power tools increase the risk of over tightening which lead to splitting or cracking the wood.

COMPONENT LIST (SOFA)

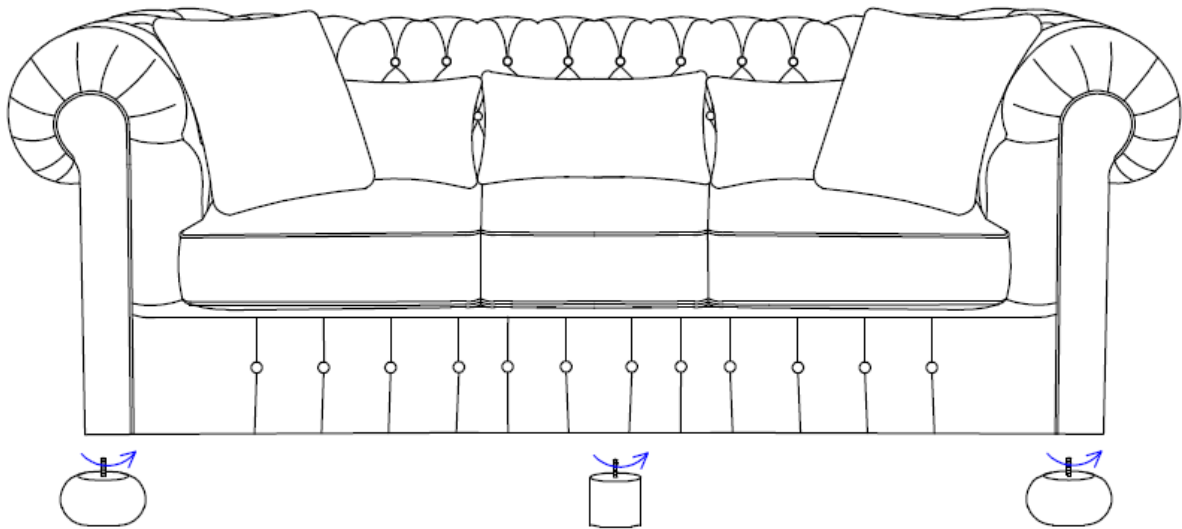
NO.	DRAWING	QTY	DESCRIPTION
A		1 PC	SOFA
B		1PC	RSF SEAT CUSHION
C		1PC	MIDDLE SEAT CUSHION
D		1PC	LSF SEAT CUSHION
E		4 PCS	LEG
F		1PC	CENTER SUPPORT LEG

 Legs are stored at the bottom of the sofa. Please take out the legs for assembly.

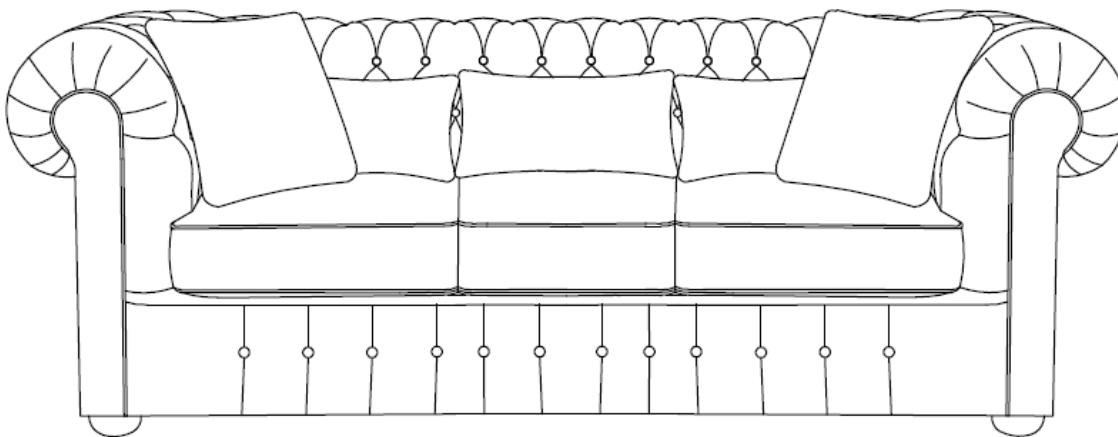
Legs inside.



STEP #1 Align the legs to the bottom chair of the pre-drilled holes, rotate to tighten the legs.



Loveseat Assembly is completed.



Care instruction for 100% polyester furniture.

In order to maintain the original appearance of your 100% polyester furniture, please follow below simple care procedures:

- Avoid exposing furniture directly to sunlight or heating and air conditioning outlets. Sunlight and/or exposure to heating and air conditioning outlets will fade/damage fabrics. Do not place your upholstered furniture too close to windows, radiators, or vents, and be sure to use windows, radiators, or vents.
- Vacuum or wipe with a cloth regularly to remove dust.
- Clean 100% polyester furniture with professional cleanser.